




MacBook Pro 15" Retina Display Mid 2012 Rubber Hinge Covers Replacement

Rubber Hinge Covers Prerequisite

Written By: Brett Hartt







TOOLS:

- [Spudger](#) (1)
-

Step 1 — Rubber Hinge Covers



- Use the flat end of a spudger to pry the rubber hinge covers up off the left and right hinges.

To reassemble your device, follow these instructions in reverse order.