




# Maisto Rock Crawler Battery Replacement

Use this guide to replace the battery in your Maisto Rock Crawler


Written By: kevin



# INTRODUCTION


This guide will walk you through the process of replacing a dead or dying battery in a Maisto Rock Crawler.

## Step 1 — Battery




- Start by flipping the R/C truck over.

## Step 2




- Use one finger to flip and hold the battery cover switch up.

### Step 3




- Use another finger to hold down the battery cover clip.

### Step 4



- While still holding the battery cover switch and battery cover clip lift off the battery cover.

## Step 5



- Use your fingers to remove the old batteries.
- Install the new batteries following the battery placement diagram engraved on the R/C truck .

To reassemble your device, follow these instructions in reverse order.