




Neato Botvac D75 Air Filter Replacement

Helps you take out the filter to clean or replace it.

Written By: Juan Cornejo



INTRODUCTION


We will show you how simple it is to take out the filter to clean or replace.



TOOLS:


- [No tools needed](#) (1)
-

Step 1 — Air Filter



- Looking straight at your Neato machine lift up the black plastic piece where filter is located.

Step 2



- Once you have taken out the holster for the filter, pull out the filter using the tab that is in front of it.

Step 3



- Once the filter is out you're able to clean it or replace.

To reassemble your device, follow these instructions in reverse order.