



# Netgear WNDR3700 Teardown

Written By: anythingtoostup



---

## INTRODUCTION

New gigabit router simultaneous dual N-band from Netgear.

This product includes software code subject to the GPL or LGPL.

I'm hopeful for future OPEN-implementations.



### TOOLS:


- [T8 Torx Screwdriver](#) (1)
-

## Step 1 — Netgear WNDR3700 Teardown



- Unpackage.

## Step 2




- remove 4 caps.
- remove 6 screws.

## Step 3



- gently open the lid.
- uplift the board. this step is very easy!!


## Step 4



- Remove the shield for microwaves circuit



## Step 5



- We can see 8 stand-offs to keep the covers from pressing down on the actual circuits.
- Look to the left, outside the shielding and see 4 mini connectors, then follow those to the square pads on the PCB... These are the antennas.