




Nikon Coolpix S6500 Battery Replacement

This guide shows step by step process of replacing a Battery in your Nikon Coolpix S6500.


Written By: Qingyu Wu



INTRODUCTION



You can remove or replace the battery of the Nikon Coolpix S6500 with the help of this guide. You don't have to do any difficult steps, but open the camera door carefully. Before beginning, make sure to power off the camera completely and disconnect it from any external power source.

Step 1 — Battery



- Open the battery door by keeping the display screen in your direction. Apply pressure on the door and press and slide it forward.

Step 2



- Remove the battery by pushing the orange flap down. Replace the battery with the new one.

To reassemble your device, follow these instructions in reverse order.