




Nokia X SD Card Replacement

Guide for replacing an SD card for a Nokia X phone.

Written By: Josh Perino



INTRODUCTION

Are you out of storage on your Noxia X phone? Use this guide to replace or install a new micro SD card in your device.



TOOLS:


- [iFixit Opening Tools](#) (1)



PARTS:


- [microSD card](#) (1)

Step 1 — SD Card



- Remove the back cover of the device.
- Using an opening tool, remove the battery from the device and set aside.

Step 2



- Remove old memory card by gently pressing down with your thumb and pulling away.

To reassemble your device, follow these instructions in reverse order.