




Nostalgia Electrics PCM805 Base Removal

PREREQUISITE ONLY

Written By: Carlton








TOOLS:

- [Phillips #2 Screwdriver](#) (1)
-


Step 1 — Unscrewing the base



 Unplug the device before following this guide.

- First, place the device on its side, making sure the switch is not facing down.
- Remove the eight 12mm Phillips #02 screws from the base.

Step 2



- Gently separate the panel from the device.
- ⓘ Be sure not to tug at the wires that are still connected.

To reassemble your device, follow these instructions in reverse order.