



OLPC XO-4 Touch Bill of Materials

This guide is a list of all of the major parts of the OLPC XO-4 Touch laptop.

Written By: Robby Hubilla



INTRODUCTION



This is a list of the OLPC XO-4 Touch laptop's major components.

Step 1 — OLPC XO-4 Touch Bill of Materials



- Battery

Step 2




- White handle piece

Step 3





- Keyboard

Step 4



- Motherboard
- Wireless Card

Step 5




- Mouse buttons controller

Step 6




- Screen Cover (front and back)

Step 7



- Screen

Step 8




- Front Screen Cover

Step 9



- Lower Frame
- Touchpad Controller

Step 10



- Bottom white cover

To reassemble your device, follow these instructions in reverse order.