




P775DM3 Access to major components

Written By: Felice Suglia







TOOLS:

- [Phillips #0 Screwdriver](#) (1)
-

Step 1 — Battery



- Unlock the lock marked in red.

Step 2




- Lift up the battery while unlocking the lock marked in red.

Step 3 — Access to major components




- Unscrew the five screws circled in red

Step 4



- Slide the plate in the direction of the red arrow

Step 5



- Lift the plate

To reassemble your device, follow the instructions in reverse order.