



# P775DM3 Disk access

Written By: Felice Suglia






## TOOLS:

- [Phillips #0 Screwdriver](#) (1)
-




## Step 1 — Battery




- Unlock the lock marked in red.

## Step 2



- Lift up the battery while unlocking the lock marked in red.

### Step 3 — Disk access



- Unscrew the two screws circled in red
- Slide the plate in the direction of the arrow

### Step 4



- Lift the plate

To reassemble your device follow the following instructions in reverse order