




# Philips Norelco OneBlade Razor Blade Replacement

Replace the razor blade on a Philips Norelco OneBlade.

Written By: Joshua Etchberger



---

## INTRODUCTION

Replacing the razor blade on a Philips Norelco OneBlade requires minimal work and no tools.


---



### PARTS:


- [Replacement blade](#) (1)
-

## Step 1 — Razor Blade



- Ensure razor blade is off.

## Step 2



- Press the Blade Release Slide.
- Razor blade will pop off.
- ⓘ The blade comes off quickly and may be easily lost.

To reassemble your device, follow these instructions in reverse order.

Please dispose of razor blade properly. For recycling information please contact your local waste management facilities or visit [www.recycle.philips.com](http://www.recycle.philips.com)