




Propel Star Wars T-65 X-Wing Drone Propellers Replacement

This guide will teach you how to repair the plastic propellers if they have broken off the drone.


Written By: Miranda Brinkley



INTRODUCTION


This replacement process can be a little difficult, the propellers are simply pushed onto their stand and no disassembly is required, just firm but gentle pressure is needed.

Step 1 — Propellers



- Flip the drone over.

Step 2



- Grasp the propeller with your index and middle finger underneath, and your thumb on top.
- Pull upwards firmly to detach the propeller.

To reassemble your device, follow these instructions in reverse order.