




Rapoo 8200P Keyboard Kickstand Replacement

Here is how to replace the kickstands on your Rapoo 8200P keyboard.



Written By: Addison



INTRODUCTION

A broken kickstand can unbalance a keyboard and hurt its ergonomics. Here is how to remove and replace your Rapoo 8200P keyboard's kickstands.

Step 1 — Keyboard Kickstand



- Grip the kickstand
- Pull out towards either side until the piece pops free

To reassemble your device, follow these instructions in reverse order.