




Repairing Children's Seat: adjustment handle - Kiddy Comfort Pro

Written By: DrNox






TOOLS:

- [Mahi Driver Kit - 48 Bit Driver Kit](#) (1)
-

Step 1 — Repairing Children's Seat: adjustment handle - Kiddy Comfort Pro



- To unscrew 6 screws + central screw

Step 2




- To inscrew top 4 screws

Step 3





- Dont know yet if necessary or not

Step 4



- Repaire step#1

Step 5



- Insert the rod

To reassemble your device, follow these instructions in reverse order.