




Saeco Intelia Maintenance

Keep the tubes and passages free from dried milk. Also if you have bugs, eradicate them. Also applies to older and new models, including HD8771/93.


Written By: Paul Tast



INTRODUCTION

This will keep clear the passage from the mill to your coffee, eliminating bacteria and blockage. So save money and have better health.

Step 1 — Swith the carafe tube



- Switch the clear soft tube they have in the carafe for a hard syringe tube. you can clear it out by pushing the plunger through and clear out the tube. Mine has lasted 2 years already and I can replace it for \$1.

Step 2 — Milk collects here




- This hole (the lower one) gets filled on both ends with dried milk. Soak it in warm water for 5 minutes so the milk become loose.

Step 3 — Vacuum out the hardened milk in the carafe.



- Take off the rubber ring so it won't get sucked into the vacuum. Put the running vacuum up to the small so it's sealed. Pour water into the head and suck it through the passage. Tada! No blocked carafes anymore.

Step 4 — Keep out bugs!



- Bugs invaded my machine because the cup warmer gave them a nice home. Unplug it nightly. To kill them use white vinegar so you won't poison yourself. (Those are only a few of the bugs in my machine last week)

To reassemble your device, follow these instructions in reverse order.