



Schöffel Easy Jacket Zipper Replacement

Replace the zipper of a Schöffel Easy Jacket.

Written By: Maren



INTRODUCTION


Here is an detailed tutorial on how to replace a zipper.

Step 1 — Zipper




- Carefully remove the top stop of the zipper with a pair of tongs.

Step 2




- Feed the metal zip out of the top end of the line.

Step 3



- Feed the new zip onto the line. Keep an eye on the direction when using 2 way zippers.

Step 4



- Attach a new zipper stop under the first spiral, then bend the teeth of the stop with a pair of tongs.

To reassemble your device, follow these instructions in reverse order.