



Sony Cyber-Shot DSC-W830 Battery Replacement

Where is the battery and how to replace it?


Written By: Tong Tang



INTRODUCTION


How to remove the battery from the camera and replace it.

Step 1 — Battery




- Slide the lock at the bottom of the camera to "Open".
- ❗ The door to the battery pack is spring loaded.

Step 2



- Slide the blue clip up and away from the battery.

Step 3



- Remove the battery.

To reassemble your device, follow these instructions in reverse order.