




Sony Cybershot DSC-T5 Battery Replacement

This guide will show you step by step how to replace the battery on your Sony Cyber-Shot DSC-T5.

Written By: Edwin Floyd





Step 1 — Battery




- Push firmly on right side panel labeled "Open"

Step 2



- Push blue tab towards bottom of camera to release the battery pack.

Step 3



- Remove battery and insert new battery according to the direction of the arrows on the battery pack.

To reassemble your device, follow these instructions in reverse order.