



Sony Cybershot DSC-T5 Plastic Screen Cover Replacement

This guide will show you how to remove the plastic screen cover

Written By: John Aust





TOOLS:


- [Essential Electronics Toolkit \(1\)](#)
-

Step 1 — Plastic Screen Cover




- Push open the sliding cover to access screws.

Step 2




- Remove the screws in the red circles.

Step 3



- Remove the back cover panel from the rest of the camera.

Step 4



- Push the plastic cover out of the panel.

To reassemble your device, follow these instructions in reverse order.