




Spark Plug Cap Removal

This is a pre-requisite only guide advising the removal of the spark plug cap before proceeding with the repair.


Written By: Craig Lloyd




INTRODUCTION

A pre-requisite only guide advising the removal of the spark plug cap before proceeding with the repair.

Step 1 — Remove the Spark Plug Cap



 Before you begin, it's important that you completely cut power to the tiller by disconnecting the spark plug. This will prevent the engine from accidentally starting up while you're working on the tiller.

- Grab the spark plug cap and pull it straight out to disconnect the spark plug from the engine.

To reassemble your device, follow these instructions in reverse order.