




# Suzuki FA50 Moped Throttle Cable Teardown

Written By: Miroslav Djuric



## INTRODUCTION


This is actually a reverse teardown -- a build-up, you could say -- of a Suzuki FA50's throttle cable. This was the best method I could think of to describe the stuck throttle cable problem I've been experiencing with my moped.

---

### TOOLS:

- [Large Needle Nose Pliers](#) (1)
-


## Step 1 — Suzuki FA50 Moped Throttle Cable Teardown



- Here is the assembled throttle cable. It seems to be assembled correctly, but certainly does not function properly.




## Step 2



- The throttle parts.
- The only logical way for me to assemble these parts were:
  - Insert needle into gold-colored cylinder.
  - Insert retaining clip on top of needle.
  - Then compress and insert the spring (see following steps on how the spring was inserted).

## Step 3



- The throttle cable without any parts.
- ⓘ The round, gray top screws into the carburetor.

## Step 4



- To assemble the throttle cable:
  - I first use a pair of needle-nose pliers to compress the spring as much as I can.
  - This allows me to insert the throttle cable into the gold-colored cylinder without having to meddle with the spring too much.

## Step 5



- I attach the throttle cable to the bottom of the gold cylinder and then route it through the cylinder's side slot.
- The alternate view (picture 2) shows how everything looks internally.
- After the throttle cable is in place, I let go of the spring into the cylinder.



## Step 6



- I'm simulating screwing on the throttle to the carburetor by compressing the gold cylinder against the gray cap. As you can see, the spring compresses, and the throttle cable pops outward.
- When I twist the moped's throttle, the throttle cable goes inwards. I believe this is the desired action for the cable.
- There are two problems, however:
  - Nothing pushes the throttle cable back out when I release the moped's throttle.
  - The throttle needle does not move, but to my understanding it should go upward when I apply the throttle.
- Please check out my Answers question if you can help me solve this problem! Thanks a lot!