




The Beatles Rock Band Drum Set Battery Replacement

This guide will demonstrate how to replace the batteries in the Rock Band Drum Set.


Written By: Zach Richter



INTRODUCTION


We are going to be explaining the step-by-step procedure to replace batteries in your Rock Band drum set. Before you begin the battery replacement, make sure you have 3 AA batteries. Make sure not to mix the old batteries with the new ones to ensure that you put in completely new batteries.

Step 1 — Batteries



- Remove battery door from the bottom of the drum set

Step 2



- Remove batteries from battery compartment
- This device requires 3 AA batteries

To reassemble your device, follow these instructions in reverse order.