



UBON Bt 40 Disassembly

Written By: DIY IN INDIA





TOOLS:

- [Phillips #1 Screwdriver](#) (1)
-

Step 1 — UBON Bt 40 Disassembly




- Bluetooth speaker inside out

Step 2




- Tool kit required ,well on 1 philips screw required

Step 3




- Remove the front grill with screwdriver

Step 4



- Unscrew all the 8 screws with the screwdriver shown

Step 5



- Circuit board
- Internals

Step 6



- This is the internal view It have circuit board batteries speakers
- This is it

To reassemble your device, follow these instructions in reverse order.