



VTech CS6719-2 Battery Replacement

Prerequisite Only

Written By: Josh Showalter



INTRODUCTION


Prerequisite Only

Step 1 — Battery




- Push down on the battery cover in the direction of the arrow located on the back of the phone.

Step 2




- Pull the battery cover off of the back of the phone.

Step 3



- Unplug the battery input cable.

Step 4



- Lift the battery out of the back of the phone.

To reassemble your device, follow these instructions in reverse order.