




# VTech Record and Learn KidiStudio Batteries Replacement

We will be replacing the batteries for the VTech Record and Learn KidiStudio

Written By: Shaina Carbonel



# INTRODUCTION


Showing how to replace the batteries on the VTech Record and Learn KidiStudio.



## PARTS:

- [3 AAA Batteries](#) (1)
-

## Step 1 — Batteries




- Turn off the device.
- Remove the battery cover on the back of the device.

## Step 2




- Remove Batteries one at a time from the device.

### Step 3



- Insert new batteries inside their designated slots with the positive and negative ends match according to the device.

### Step 4



- Put three new batteries in battery compartment and replace the cover.

To reassemble your device, follow these instructions in reverse order.