



Viulux V1 VR Headset Teardown

Today will be tearing down Viulux V1 headset that stopped working for me.

Written By: Nejcraft





TOOLS:

- [Suction Handle](#) (1)
 - [Phillips #0 Screwdriver](#) (1)
 - [hands](#) (2)
 - [Brain](#) (1)
 - [Time](#) (1)
-

Step 1 — Remove Plates




- Pray them off by screwdriver or try suction cap

Step 2 — Unscrew screws underneath






- There are 3 classic X screws underneath the plate

Step 3 — Mobo is free



- Unplug cables and remove motherboard by unclipping 4 brackets in corners

Step 4 — Remove LCD Panel



- There are also 4 classic X screws.
- After you can just lift up the panel
- **THATS the BASTARD thats probably not working** (if someone can send me like and ebay link to replacement part please do it)

Step 5 — Done



- Congrats