



eQ3 buttons without function repair

Heating thermostat does not respond at the push of a button and is no longer programmable.
Open, flood contact with contact spray.

Written By: Claudio montefalcone



INTRODUCTION

The heating thermostat eQ3 is programmable. For this, the three buttons must work. After some time, dirt appears to collect in the buttons. The can be eliminated with contact spray

TOOLS:


- [T6 Torx Screwdriver](#) (1)
 - [New Item](#) (1)
-

Step 1 — eQ3 buttons without function repair




- Remove the thermostat from the radiator

Step 2




- Open four screws with TX6 screwdriver and disconnect housing parts.

Step 3




- Loosen four screws of the board, pull out the board

Step 4




- Turn the board over. The three buttons are the problem.

Step 5



- Flood and move buttons with contact spray.

Step 6



- Screw everything together again.
Check, done

Repeat the steps in order to reassemble your device.